

8. Apéndices

Apéndice 1. Consolidado mensual periodo 2001 al 2016, estación #1, “El Batallón”.

Appendix 1. Monthly consolidated to 2001 to 2016, station #1, “El Batallón”

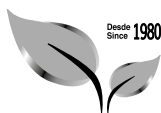
Fecha	Oct	Nov	Dic	Ene	Feb	Mar	Abr	May	Jun	Jul	Ago	Sep	Total
2000-2001	70.7	7.5	10.5	4.0	0.0	6.5	11.0	204.8	13.0	54.9	127.8	178.7	689.4
2001-2002	71.2	8.0	5.3	0.5	7.0	0.0	0.0	153.7	199.7	66.9	52.3	158.0	722.6
2002-2003	41.6	13.6	19.5	0.2	0.0	18.3	19.2	261.9	227.2	85.1	115.1	123.5	925.2
2003-2004	154.9	50.7	0.0	4.1	16.7	0.2	109.2	74.2	58.1	105.9	34.0	205.5	813.5
2004-2005	107.5	34.4	8.7	0.0	2.5	36.6	50.1	256.6	251.1	226.9	149.0	139.0	1 262.4
2005-2006	91.8	11.1	1.9	10.0	0.5	0.0	67.2	110.0	230.9	111.5	56.7	103.9	795.5
2006-2007	141.6	83.0	21.0	2.2	1.9	15.5	80.5	72.1	148.5	34.8	270.1	148.8	1 020.0
2007-2008	106.3	32.7	0.0	2.3	27.2	1.8	27.9	106.7	85.0	156.7	165.3	203.1	915.0
2008-2009	228.8	13.4	5.0	23.9	2.3	2.9	7.0	191.3	250.2	88.9	42.2	61.9	917.8
2009-2010	85.6	56.3	31.9	3.2	5.8	0.0	192.4	314.1	145.8	229.3	340.2	252.2	1 656.8
2010-2011	14.5	10.6	0.0	2.2	2.8	2.8	59.0	174.2	190.9	165.7	67.6	189.6	879.9
2011-2012	165.2	44.8	1.7	0.1	4.0	2.0	139.5	225.4	92.6	23.2	232.5	46.7	977.7
2012-2013	202.0	2.3	0.0	5.6	0.0	14.2	25.4	160.8	121.7	61.2	178.3	226.4	997.9
2013-2014	152.6	35.1	31.4	7.0	2.3	14.9	71.1	97.7	169.8	28.7	104.7	103.5	818.8
2014-2015	192.4	17.7	15.9	1.1	1.3	4.5	58.5	45.9	291.8	27.0	20.5	227.5	904.1
2015-2016	170.6	55.2	6.6	0.0	0.0	32.4	10.8	206.7	165.5	77.8	207.1	164.5	1 097.2
Promedio	124.8	29.8	10.0	4.2	4.6	9.5	58.1	166.0	165.1	96.5	135.2	158.3	962.1

Apéndice 2. Consolidado mensual periodo 2001 al 2016, estación #2, “Quebramontes”.

Appendix 2. Monthly consolidated to 2001 to 2016, station #2, “Quebramontes”

Fecha	Oct	Nov	Dic	Ene	Feb	Mar	Abr	May	Jun	Jul	Ago	Sep	Total
2000-2001	93.0	29.1	1.4	14.0	0.4	35.4	49.0	171.8	8.4	53.7	187.5	144.7	788.4
2001-2002	103.8	6.3	11.9	0.7	7.1	1.0	9.5	149.5	198.4	82.3	62.7	187.7	820.9
2002-2003	105.6	16.5	3.1	3.8	0.8	12.8	23.1	289.4	251.1	85.3	135.2	132.9	1 059.6
2003-2004	154.6	32.3	0.0	0.4	19.9	4.2	92.3	97.8	48.8	186.8	47.4	127.9	812.4
2004-2005	129.3	27.6	3.7	3.1	6.0	35.0	17.2	219.9	297.6	160.6	99.2	163.0	1 162.2
2005-2006	93.1	17.4	8.1	9.7	0.4	0.0	28.4	129.9	301.2	150.6	116.3	139.2	994.3
2006-2007	253.2	91.4	31.1	2.4	5.6	12.6	66.0	195.6	205.7	84.4	268.3	234.1	1 450.4
2007-2008	140.5	38.8	0.4	5.4	20.6	1.0	24.6	107.8	127.9	179.9	191.2	197.4	1 035.5
2008-2009	259.8	11.2	4.9	12.3	3.8	2.1	1.3	209.2	311.1	88.3	55.4	68.0	1 027.4
2009-2010	59.6	82.3	58.8	3.2	3.3	0.0	194.1	345.8	218.4	237.3	439.0	297.9	1 939.7





Fecha	Oct	Nov	Dic	Ene	Feb	Mar	Abr	May	Jun	Jul	Ago	Sep	Total
2010-2011	18.4	43.7	2.6	2.9	0.9	2.9	110.0	298.2	175.5	188.0	106.6	262.1	1 211.8
2011-2012	158.1	46.9	2.5	2.1	5.4	5.7	130.0	452.0	140.2	51.1	208.9	102.7	1 305.6
2012-2013	259.9	14.4	22.2	14.6	0.0	31.2	38.3	135.0	164.8	104.8	250.0	315.7	1 350.9
2013-2014	148.0	42.7	11.1	10.8	0.0	26.0	45.0	68.7	166.9	32.7	132.3	108.0	792.2
2014-2015	110.6	17.6	15.4	2.9	0.0	0.0	36.5	42.6	244.6	31.4	21.0	344.7	867.3
2015-2016	127.5	56.9	30.6	0.0	0.0	24.7	19.6	141.4	224.4	99.5	205.8	147.2	1 077.6
Promedio	138.4	35.9	13.0	5,5	4.6	12.2	55.3	190.9	192.8	113.5	157.9	185.8	1 106.0

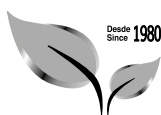
Apéndice 3. Consolidado mensual periodo 2004 al 2012, estación #3, “El Escarbadero”.
Appendix 3. Monthly consolidated to 2004 to 2012, station #3, “El Escarbadero”

Fecha	Oct	Nov	Dic	Ene	Feb	Mar	Abr	May	Jun	Jul	Ago	Sep	Total
2003-2004	104.5	41.6	1.7	9.3	43.7	22.8	113.8	223.0	156.2	283.0	106.3	117.3	1 223.2
2004-2005	148.2	52.5	14.7	7.2	5.0	25.4	12.5	340.4	417.8	239.6	150.4	249.8	1 663.5
2005-2006	87.6	37.5	13.3	29.3	8.4	0.0	59.6	114.9	374.9	159.2	87.7	177.6	1 150
2006-2007	170.6	97.7	37.6	10.9	11.0	19.1	84.6	152.4	187.7	66.3	199.8	325.0	1 362.7
2007-2008	163.4	31.1	4.0	5.6	6.6	3.4	40.4	116.0	112.7	242.9	230.6	180.2	1 136.9
2008-2009	286.9	11.0	13.6	13.2	15.9	2.0	0.0	189.0	312.6	94.7	81.1	76.8	1 096.8
2009-2010	42.6	75.2	52.3	7.7	11.7	0.0	165.6	383.5	324.7	281.3	772.3	409.3	2 526.2
2010-2011	10.0	0.0	0.0	5.8	2.8	28.9	24.3	81.8	144.8	249.0	275.1	171.5	994
2011-2012	489.7	24.4	8.6	13.1	12.3	6.1	74.2	223.6	257.6	23.5	59.5	113.2	1 305.8
Promedio	167.1	41.2	16.2	11.3	13.0	12.0	63.9	202.7	254.3	182.2	218.1	202.3	1 384.3

Apéndice 4. Consolidado mensual periodo 2004 al 2016, estación #4, “Rincón de Dolores”.
Appendix 4. Monthly consolidated to 2004 to 2016, station #4, “Rincón de Dolores”

Fecha	Oct	Nov	Dic	Ene	Feb	Mar	Abr	May	Jun	Jul	Ago	Sep	Total
2003-2004	172.0	62.4	3.5	22.8	36.2	54.7	123.4	160.1	127.3	104.4	74.2	157.7	1 098.7
2004-2005	117.7	85.1	27.0	106.9	9.1	42.0	52.2	326.1	437.9	175.4	221.3	195.6	1 796.3
2005-2006	63.4	55.0	27.9	67.0	10.6	0.7	54.9	108.3	289.8	228.0	121.5	54.6	1 081.7
2006-2007	76.8	88.1	36.1	16.6	16.0	56.7	49.3	79.6	189.1	94.2	249.9	329.4	1 281.8
2007-2008	212.9	68.2	16.2	17.0	13.6	5.0	49.9	127.9	165.7	314.1	223.0	188.5	1 402
2008-2009	362.3	4.6	6.4	53.1	9.2	1.1	57.0	232.9	304.3	54.3	97.6	81.6	1 264.4
2009-2010	98.4	76.1	58.4	13.6	15.2	1.2	312.2	362.4	273.3	277.0	692.1	344.1	2 524
2010-2011	10.7	12.4	5.1	12.8	53.7	25.8	31.7	176.2	221.8	343.2	136.2	329.5	1 359.1
2011-2012	204.2	51.2	35.2	30.8	21.4	15.7	121.6	386.2	168.2	98.4	255.1	145.9	1 533.9
2012-2013	206.1	54.0	54.3	56.2	1.5	73.8	51.1	147.9	109.7	194.1	109.0	276.5	1 334.2
2013-2014	153.7	66.0	79.1	76.0	35.4	14.7	12.5	126.4	141.7	54.7	195.5	307.6	1 263.3





Fecha	Oct	Nov	Dic	Ene	Feb	Mar	Abr	May	Jun	Jul	Ago	Sep	Total
2014-2015	248.3	76.8	31.2	34.7	11.8	30.1	24.3	76.1	420.9	82.0	77.5	268.1	1 381.8
2015-2016	251.5	99.6	27.9	12.5	35.6	54.7	55.2	115.1	221.5	134.5	182.2	184.8	1 375.1
Promedio	167.5	61.5	31.4	40.0	20.7	28.9	76.6	186.6	236.2	165.7	202.7	220.3	1 438.2

Apéndice 5. Consolidado mensual periodo 2001 al 2016, estación #5, “San Matías”.

Appendix 5. Monthly consolidated to 2001 to 2016, station #5, “San Matías”

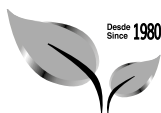
Fecha	Oct	Nov	Dic	Ene	Feb	Mar	Abr	May	Jun	Jul	Ago	Sep	Total
2000-2001	101.6	9.2	17.8	3.9	7.0	13.5	0.7	134.1	38.7	77.9	103.3	220.9	728.6
2001-2002	141.1	12.8	16.6	4.2	18.3	6.6	3.7	91.4	268.4	48.3	46.8	240.7	898.9
2002-2003	239.1	19.7	20.2	16.8	9.3	12.7	17.0	233.0	345.2	89.8	126.5	152.6	1 281.9
2003-2004	115.4	70.5	16.6	31.7	42.3	41.2	108.8	95.3	161.3	222.5	62.8	129.9	1 098.3
2004-2005	134.4	48.7	17.8	16.0	5.4	22.6	9.4	234.5	390.1	131.5	173.4	116.3	1 300.1
2005-2006	110.7	61.9	16.9	16.4	9.9	2.6	31.0	161.7	209.8	102.0	111.2	97.3	931.4
2006-2007	172.4	89.7	40.5	7.3	12.7	27.6	79.9	101.0	151.7	84.5	203.7	278.0	1 249
2007-2008	109.9	49.4	8.6	6.6	16.7	6.4	71.7	138.8	92.2	178.8	162.3	125.0	966.4
2008-2009	252.0	10.3	12.0	25.0	12.4	0.0	5.1	190.6	367.9	93.4	85.6	62.4	1 116.7
2009-2010	81.5	51.7	54.9	8.8	19.7	0.0	193.1	395.3	438.1	472.5	804.3	479.0	2 998.9
2010-2011	12.4	53.3	4.1	32.9	8.4	10.2	91.4	159.3	149.3	280.2	179.9	370.2	1 351.6
2011-2012	167.9	31.5	25.0	33.7	28.8	20.4	118.1	336.8	122.2	82.3	327.2	309.5	1 603.4
2012-2013	264.8	24.8	49.4	57.7	10.3	101.3	19.3	118.3	171.2	136.0	143.7	267.9	1 364.7
2013-2014	48.8	49.2	29.0	39.4	20.7	47.5	29.0	110.3	141.3	35.5	85.7	290.7	927.1
2014-2015	275.9	78.9	65.6	56.4	25.1	59.7	28.3	68.8	309.1	58.4	33.9	249.2	1 309.3
2015-2016	136.3	62.3	75.6	24.6	22.7	16.3	42.1	166.0	263.4	132.4	166.8	152.7	1 261.2
Promedio	148.8	45.2	29.4	23.8	16.9	24.3	53.0	171.0	226.2	139.1	176.1	221.4	1 274.2

Apéndice 6. Consolidado mensual periodo 2001 al 2016, estación #1, “El Batallón”.

Appendix 6. Monthly consolidated to 2001 to 2016, station #1, “El Batallón”

Fecha	Oct	Nov	Dic	Ene	Feb	Mar	Abr	May	Jun	Jul	Ago	Sep	Prom/año
2000-2001	22.2	22.3	20.8	21.0	22.2	23.2	24.3	24.2	23.5	23.5	23.6	22.3	22.8
2001-2002	22.5	21.6	22.5	21.5	22.4	23.7	25.2	24.9	23.9	23.0	23.8	23.3	23.2
2002-2003	23.2	21.8	22.1	20.5	23.3	24.4	24.7	25.4	23.7	23.5	23.5	23.7	23.3
2003-2004	23.3	22.2	19.8	20.8	21.8	23.2	24.1	24.0	23.6	23.4	23.7	23.9	22.8
2004-2005	23.4	21.6	21.2	21.0	22.8	25.2	25.6	24.2	23.9	23.5	23.8	23.1	23.3
2005-2006	21.9	21.3	21.9	21.1	21.9	23.9	24.7	25.4	23.1	23.5	23.9	23.8	23.0
2006-2007	23.6	21.4	21.9	22.3	23.0	23.8	25.6	25.4	24.2	24.3	23.9	23.0	23.5
2007-2008	22.1	20.9	20.9	21.3	22.1	23.3	24.5	25.4	23.2	22.7	23.5	23.7	22.8





Fecha	Oct	Nov	Dic	Ene	Feb	Mar	Abr	May	Jun	Jul	Ago	Sep	Prom/año
2008-2009	22.3	20.6	21.5	21.5	21.5	22.9	25.6	24.1	23.6	23.6	24.3	24.7	23.0
2009-2010	23.4	22.2	22.5	21.3	23.4	24.8	24.7	24.3	23.9	23.6	23.3	23.0	23.4
2010-2011	21.6	21.0	20.0	21.9	23.4	23.6	24.6	24.4	23.7	23.3	23.5	23.7	22.9
2011-2012	21.5	21.7	20.9	21.4	22.3	24.4	23.6	23.6	23.5	23.4	23.1	23.1	22.7
2012-2013	22.6	20.6	21.2	21.1	22.7	22.6	24.1	24.1	23.1	23.1	22.8	23.0	22.6
2013-2014	23.1	21.8	22.2	21.4	21.5	23.8	25.1	23.3	23.4	23.8	24.4	23.3	23.1
2014-2015	22.4	21.3	20.7	21.2	24.3	23.4	24.7	24.6	23.5	23.3	23.5	23.3	23.0
2015-2016	23.6	22.7	23.0	21.8	21.4	24.2	25.9	25.6	23.4	23.6	23.9	23.6	23.6
Promedio	22.7	21.6	21.4	21.3	22.5	23.8	24.8	24.6	23.6	23.4	23.7	23.4	23.1

Apéndice 7. Consolidado mensual periodo 2001 al 2016, estación #2, “Quebramontes”.
Appendix 7. Monthly consolidated to 2001 to 2016, station #2, “Quebramontes”

Fecha	Oct	Nov	Dic	Ene	Feb	Mar	Abr	May	Jun	Jul	Ago	Sep	Prom/año
2000-2001	20.6	21.1	19.5	19.2	20.1	21.2	23.8	22.9	22.7	22.0	23.0	21.8	21.5
2001-2002	21.4	20.5	21.3	19.7	20.7	23.1	23.7	22.7	22.3	21.8	21.9	22.2	21.8
2002-2003	21.3	19.6	19.8	18.7	20.7	23.8	23.2	24.5	23.0	23.0	22.7	23.0	21.9
2003-2004	22.5	21.5	20.0	21.2	20.7	22.7	23.6	23.6	22.9	23.0	23.2	23.6	22.4
2004-2005	23.3	21.7	21.0	20.9	20.7	26.4	25.3	24.0	23.6	23.3	23.7	23.2	23.1
2005-2006	22.0	20.4	21.8	21.1	20.7	23.5	24.6	24.5	22.9	23.3	23.8	23.8	22.7
2006-2007	23.7	21.0	21.4	21.6	20.7	23.9	23.9	25.4	23.9	23.4	23.7	23.4	23.0
2007-2008	22.7	20.7	21.0	21.8	20.7	23.5	24.4	25.1	23.3	22.8	23.3	23.5	22.7
2008-2009	22.4	20.9	21.5	21.3	21.6	23.0	26.6	24.4	23.9	23.9	24.3	24.5	23.2
2009-2010	24.2	22.7	22.7	21.5	20.6	25.4	25.1	24.4	24.4	24.4	23.8	24.7	23.7
2010-2011	24.4	23.8	22.6	23.1	20.6	24.4	25.3	25.1	24.9	24.9	25.1	25.2	24.1
2011-2012	24.5	23.4	22.8	23.3	20.6	24.4	24.9	24.4	24.8	24.2	24.6	24.5	23.9
2012-2013	23.9	22.8	22.9	23.6	20.6	24.8	25.6	24.7	23.9	24.1	24.2	23.9	23.8
2013-2014	24.5	23.8	23.5	22.8	20.6	25.0	25.8	25.3	24.2	25.1	25.5	24.9	24.3
2014-2015	24.7	24.1	23.6	23.1	20.6	23.3	26.7	26.5	25.2	25.4	26.4	25.8	24.6
2015-2016	25.8	25.2	25.0	24.3	20.6	25.9	27.7	27.7	25.4	25.5	26.4	25.7	25.4
Promedio	23.2	22.1	21.9	21.7	20.7	24.0	25.0	24.7	23.8	23.6	24.1	24.0	23.2



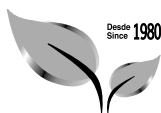
Apéndice 8. Consolidado mensual periodo 2004 al 2012, estación #3, “El Escarbadero”.
Appendix 8. Monthly consolidated to 2004 to 2012, station #3, “El Escarbadero”

Fecha	Oct	Nov	Dic	Ene	Feb	Mar	Abr	May	Jun	Jul	Ago	Sep	Prom/ año
2003-2004	19.6	18.6	17.1	18.3	17.8	19.8	20.7	20.7	20.0	20.1	20.3	20.7	19.5
2004-2005	20.4	18.8	18.1	18.0	17.8	23.5	22.4	21.1	20.7	20.4	20.8	20.3	20.2
2005-2006	19.1	17.5	18.9	18.2	17.8	20.6	21.7	21.6	20.0	20.4	20.9	20.9	19.8
2006-2007	20.8	18.1	18.5	18.7	17.8	21.0	21.0	22.5	21.0	20.5	20.8	20.5	20.1
2007-2008	19.8	17.8	18.1	18.9	17.8	20.6	21.5	22.2	20.4	19.9	20.4	20.6	19.8
2008-2009	19.5	18.0	18.6	18.4	18.7	20.1	23.7	21.5	21.0	21.0	21.4	21.6	20.3
2009-2010	21.3	19.8	19.8	18.6	17.7	22.5	22.2	21.5	21.5	21.5	20.9	21.8	20.8
2010-2011	21.5	20.9	19.7	20.2	17.7	21.5	22.4	22.2	22.0	22.0	22.2	22.3	21.2
2011-2012	21.6	20.5	19.9	20.4	17.7	21.5	22.0	21.5	21.9	21.3	21.7	21.6	21.0
Promedio	20.4	18.9	18.7	18.9	17.9	21.2	22.0	21.6	20.9	20.8	21.0	21.1	20.3

Apéndice 9. Consolidado mensual periodo 2004 al 2016, estación #4, “Rincón de Dolores”.
Appendix 9. Monthly consolidated to 2004 to 2016, station #4, “Rincón de Dolores”

Fecha	Oct	Nov	Dic	Ene	Feb	Mar	Abr	May	Jun	Jul	Ago	Sep	Prom/año
2003-2004	19.6	18.6	17.1	18.3	17.8	19.8	20.7	20.7	20.0	20.1	20.3	20.7	19.5
2004-2005	20.4	18.8	18.1	18.0	17.8	23.5	22.4	21.1	20.7	20.4	20.8	20.3	20.2
2005-2006	19.1	17.5	18.9	18.2	17.8	20.6	21.7	21.6	20.0	20.4	20.9	20.9	19.8
2006-2007	20.8	18.1	18.5	18.7	17.8	21.0	21.0	22.5	21.0	20.5	20.8	20.5	20.1
2007-2008	19.8	17.8	18.1	18.9	17.8	20.6	21.5	22.2	20.4	19.9	20.4	20.6	19.8
2008-2009	19.5	18.0	18.6	18.4	18.7	20.1	23.7	21.5	21.0	21.0	21.4	21.6	20.3
2009-2010	21.3	19.8	19.8	18.6	17.7	22.5	22.2	21.5	21.5	21.5	20.9	21.8	20.8
2010-2011	21.5	20.9	19.7	20.2	17.7	21.5	22.4	22.2	22.0	22.0	22.2	22.3	21.2
2011-2012	21.6	20.5	19.9	20.4	17.7	21.5	22.0	21.5	21.9	21.3	21.7	21.6	21.0
2012-2013	21.0	19.9	20.0	20.7	17.7	21.9	22.7	21.8	21.0	21.2	21.3	21.0	20.9
2013-2014	21.6	20.9	20.6	19.9	17.7	22.1	22.9	22.4	21.3	22.2	22.6	22.0	21.4
2014-2015	21.8	21.2	20.7	20.2	17.7	20.4	23.8	23.6	22.3	22.5	23.5	22.9	21.7
2015-2016	22.9	22.3	22.0	21.4	17.7	23.0	24.8	24.8	22.5	22.6	23.5	22.8	22.5
Promedio	20.8	19.6	19.4	19.4	17.8	21.4	22.4	22.1	21.2	21.2	21.6	21.5	20.7





Apéndice 10. Consolidado mensual periodo 2001 al 2016, estación #5, “San Matías”.
Appendix 10. Monthly consolidated to 2001 to 2016, station #5, “San Matías”

Fecha	Oct	Nov	Dic	Ene	Feb	Mar	Abr	May	Jun	Jul	Ago	Sep	Prom/año
2000-2001	19.2	19.7	18.1	17.8	18.7	19.8	22.4	21.5	21.3	20,6	21.6	20.4	20.1
2001-2002	20.0	19.1	19.9	18.3	19.3	21.7	22.3	21.3	20.9	20,4	20.5	20.8	20.4
2002-2003	19.9	18.2	18.4	17.3	19.3	22.4	21.8	23.1	21.6	21,6	21.3	21.6	20.5
2003-2004	21.1	20.1	18.6	19.8	19.3	21.3	22.2	22.2	21.5	21,6	21.8	22.2	21.0
2004-2005	21.9	20.3	19.6	19.5	19.3	25.0	23.9	22.6	22.2	21,9	22.3	21.8	21.7
2005-2006	20.6	19.0	20.4	19.7	19.3	22.1	23.2	23.1	21.5	21,9	22.4	22.4	21.3
2006-2007	22.3	19.6	20.0	20.2	19.3	22.5	22.5	24.0	22.5	22,0	22.3	22.0	21.6
2007-2008	21.3	19.3	19.6	20.4	19.3	22.1	23.0	23.7	21.9	21,4	21.9	22.1	21.3
2008-2009	21.0	19.5	20.1	19.9	20.2	21.6	25.2	23.0	22.5	22,5	22.9	23.1	21.8
2009-2010	22.8	21.3	21.3	20.1	19.2	24.0	23.7	23.0	23.0	23,0	22.4	23.3	22.3
2010-2011	23.0	22.4	21.2	21.7	19.2	23.0	23.9	23.7	23.5	23,5	23.7	23.8	22.7
2011-2012	23.1	22.0	21.4	21.9	19.2	23.0	23.5	23.0	23.4	22,8	23.2	23.1	22.5
2012-2013	22.5	21.4	21.5	22.2	19.2	23.4	24.2	23.3	22.5	22,7	22.8	22.5	22.4
2013-2014	23.1	22.4	22.1	21.4	19.2	23.6	24.4	23.9	22.8	23,7	24.1	23.5	22.9
2014-2015	23.3	22.7	22.2	21.7	19.2	21.9	25.3	25.1	23.8	24,0	25.0	24.4	23.2
2015-2016	23.9	23.3	23.0	22.4	18.7	24.0	25.8	25.8	23.5	23,6	24.5	23.8	23.5
Promedio	21.8	20.6	20.5	20.3	19.2	22.6	23.6	23.3	22.4	22,3	22.7	22.6	21.8

